



HELIX

Helix Telescopic Carbon Pole



Helix Operations provide a complete capability for vertical access and rescue in mountain, maritime and urban environments.

We are based in the mountains of North Wales and have a heritage of over 40 years supplying tactical climbing solutions to end users. Over that time, we have worked with and become a main supplier of tactical climbing equipment to the UK MOD and have provided equipment and systems to many other nations.

The capability offered by our close relationship with DMM has been extended by partnering with manufacturers such as CTOMS, Henriksen, HQH, Protection, Rock Exotica, Highnovate and Cadex Defence to offer complete solutions for working at height in a tactical environment.

ICAGE: U1AG3
Company Number: 10316654
DUNS: 221986629

Helix Telescopic Carbon Pole

Introduction

The Helix Tactical telescopic carbon poles are designed for urban and maritime tactical operations, where operators need to easily reach inaccessible areas under extreme conditions. Made from 3K carbon fibre, these poles are lightweight, extremely compact, quiet and smooth - all features which are essential when carrying out covert vertical access operations.

When used in conjunction with compatible hooks and flexible fabric or wire ladders these provide units with the ability to avoid ground floor entry points using a system that is easily carried and quick to deploy with minimal training burden.

The telescopic poles have been designed to be as user friendly as possible - the pole clamps allow the user to adjust the clamping force quickly and without tools whilst all the components - clamps and tubes - can be replaced individually if damaged. The pole can be purchased either individually or as a complete system which includes a flexible tactical ladder, carabiners and hook.



Compatible with REBS, Yates and Helix Hooks as well as others which use 4-5mm rods.

Constructed from 3K Carbon Fibres with section locks that can be tightened by hand.

Compact, lightweight pole systems to deploy ropes and ladders for urban and maritime access issues.

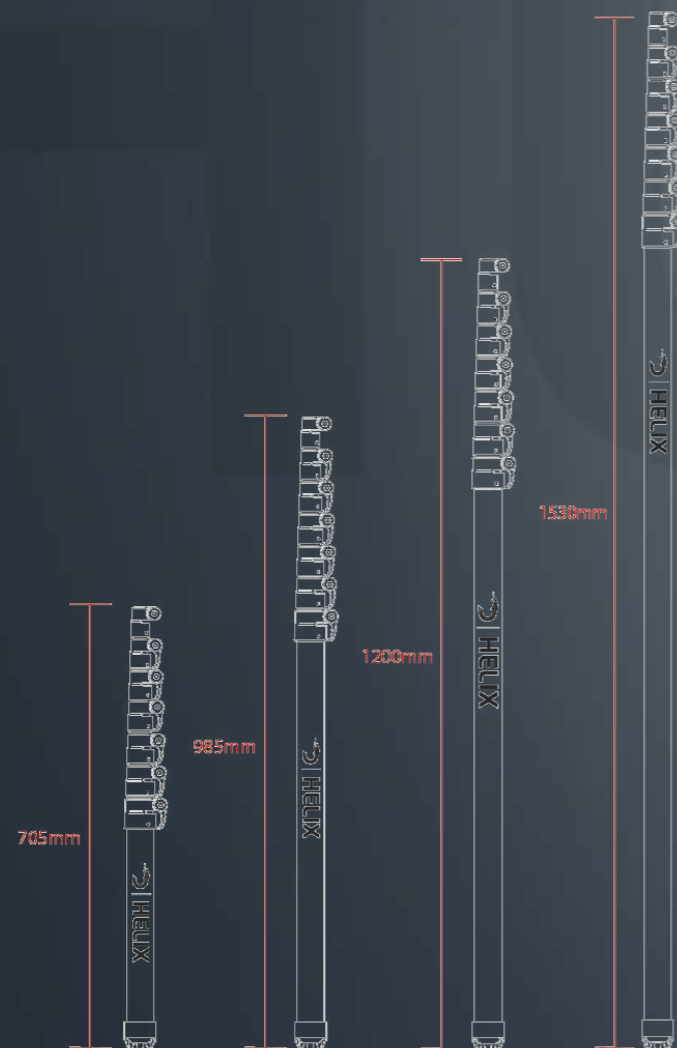
Optimised for urban use with multiple hook and camera adapters to increase versatility.



Helix Telescopic Carbon Pole

Specification

Description	Length	Closed Length	Weight
Helix Telescopic Carbon Pole	3m	705mm	0.74kg
Helix Telescopic Carbon Pole	4.5m	985mm	1.51kg
Helix Telescopic Carbon Pole	6m	1200mm	1.9kg
Helix Telescopic Carbon Pole	8.5m	1530mm	2.34kg



Use

The 4.5m pole system has been designed to allow access to first floor access points and the 8.5m system will reach second floor windows, balconies and terraces.

The 8.5m pole also works very efficiently with the Highnovate Mini Bella and this combination makes operation in tricky conditions - high winds or rough seas - much easier.

For VBSS and ship boarding the poles can be used in both dive operations and from RHIB's.



Helix Telescopic Carbon Pole

Maintenance

Storing

The Helix Operations Telescopic Carbon Poles should be stored in a dry area away from chemicals. Ensure the product is completely dry before storing.

Washing

After use in salt water, the Telescopic Pole and any associated equipment should be thoroughly washed in fresh water. Ideally the pole should be disassembled for cleaning and drying.

Clamps and moving parts

All clamps and moving parts should be lubricated when needed or after immersion in salt water. Any oil, grease, Teflon or silicone lubrication can be used. Metal parts such as the top adaptor, top adaptor pin and Clamp bolts should be lubricated to avoid corrosion, a marine spray lubricant such as CRC 6-66 is advised.

Inspection

The following is an excerpt from the Helix Operations 3 day PPE Inspection course:

It is difficult to inspect carbon fibre items as often the damage is internal, and specialist equipment such as ultra sound is required to give a definitive test result.

Contamination/Corrosion

- Carbon fibre is relatively resistant to chemical contamination
- Check for discolouration.

Abrasion/Cuts

- Check for any cuts or areas of abrasion, these will often be associated with non-visible internal damage
- Check for loose surface fibres, be aware of checking with fingers as fibres are often small and non-visible but very sharp.

Deformity

- Any signs of deformity which are often linked to frayed surface fibres
- Cracking of surface coating.

Dynamic Event

- Report any dynamic events, falls and impacts, as often this will cause non-visible damage.

Function (Tap) Test

It is possible to test carbon fibre items by tapping it with a small metal object such as a coin. Normally this will produce a hollow sharp sound. Internal damage will often deaden the sound.

Disassembly

Do not use any tools to disassemble this product, all assembly, disassembly, maintenance and inspection can be done by hand. If any parts are missing, or show signs of damage, please contact Helix Operations for advice.

Safety

Ensure the area of use is free from overhead hazards such as powerlines and other electrical sources. Be aware of other environmental factors, equipment and personnel which could damage the pole or prevent its safe deployment.

Ensure the pole is well supported and maintain an appropriate approach angle to safely manage the load, be aware that too much load on a low angle of approach could damage the pole.

Do not use any pole which has been damaged or modified.

Operating Guidelines

- Check fit of top adaptor into the first (and smallest) clamp, adjust the clamp tension bolt by hand if a tighter fit is required.
- Release the clamp on the next collar down and extend the pole to its full length, continue this process as you move down the pole until you achieve the desired height for deployment.
- Be aware of the red stop mark which becomes visible when each pole section is fully extended, do not extend the pole beyond the start of the red section.
- Each section should slide with a small amount of assistance when the clamp is in the open position, once the clamp is closed the pole section should remain locked in place, adjust the clamp tension bolt if required (the clamp tension bolt should only be adjusted in the clamp open position).
- Lighter loads are significantly more manageable at distance than heavy loads, where possible utilise the lightest hook/ladder combination suitable for the task.



Helix Telescopic Carbon Pole

Accessories

The poles are available with adapters that allow use with a variety of other accessories.

As standard the poles come with an adapter that makes them compatible with a wide range of hooks including those from REBS, Yates and DMM - in fact any tactical hook that has either a PIGG attachment or an attachment system using 4-5mm rods.

The adapter features a unique (Patent Pending) conical internal bore which makes "fishing" to recover the hook much easier and faster.

In addition other adapters are available that allow use with:

- Cameras
- Carabiners so that the pole can be used as a rescue pole or clip stick



Helix Urban Hook



Cadex Hook



Atlas Container ConAxe Hook



The adapter features a unique (patent pending) conical internal bore which makes "fishing" to recover the hook easier and faster.

Helix Telescopic Carbon Pole Instructions



Adapter

The Helix Hook Adapter fits into the top section of the Carbon Pole and is secured in place by the first clamp.



Adapter

The tension of the clamps on the pole can be adjusted by turning the bolt cap clockwise.



Pole Adjustment

When each pole section is fully extended the red marker indicates the maximum extension.

DO NOT EXTEND BEYOND THE RED MARK.



Helix Urban Hook

Helix Urban Hook is inserted and is prevented from rotating by the notches in the adapter head.

Helix Telescopic Carbon Pole

Instructions




Pigg Adapter

For use with hooks fitted with a Pigg system, the insert can be placed in the pole adapter and is prevented from rotating by the two notches.



Pigg Adapter

If the hook needs to be permanently fixed into the pole, it can be achieved with the supplied spring clip.



Pigg Adapter

The adapter features a unique (Patent Pending) conical internal bore which makes "fishing" to recover the hook much easier and faster.


Connect with us





Keep updated with Helix operations across platforms such as helixoperations.com, Tactical and Rescue Instagram accounts as well as LinkedIn. We share exciting information regarding products we manufacture ourselves as well as key products from brands we work with.


Stay informed with key innovations across all product ranges in the tactical and rescue field as well as new courses.

Our website lists our entire range, including any certifications, technical specifications, and variations of products. You can also find information regarding courses and training, including our accreditation.

 helixoperations.com

 [@helixoperations](https://www.instagram.com/helixoperations)

 [@helixoperations](https://www.facebook.com/helixoperations)

 [helix-operations-limited](https://www.linkedin.com/company/helix-operations-limited)





Woodlands House
Parc Britannia
Parc Menai
Bangor
Gwynedd
LL57 4FA

sales@helixoperations.com